

GUIDANCE FOR CYC OODs, ASSISTANT OODs and TIMEKEEPERS.

SAFETY IS OF PARAMOUNT IMPORTANCE

No racing may be started until YOU are satisfied that adequate cover is available AFLOAT, WITH ENGINE(S) RUNNING AND THE DRIVERS & CREWS PRESENT.

The absolute minimum is ONE ESCORT BOAT with driver and crew for CYC club racing.

A week prior to your duty OODs should ensure that at your team will turn up for their duty day. This includes Timekeeper(s) and Safety boat crews.

TIP: Login to Dutyman to find your team and their telephone numbers in the roster.

The OOD is responsible for keeping a watch on the progress of the racing and for the direction of the Escort Boats. No young person should be on the pontoon or afloat without a properly secured buoyancy aid.


If you use Jaffa or other safety boat for starting then you will need another safety boat out on the water.

Club Races throughout the Season

Handicap Races

The following are sailed as Handicap Races.

First Breath series



Class racing at CYC.

Summer and Mid Summer Series

Class racing and starts for:

2000 Class

Solo Class

Laser Class

Topper Class


Optimist Class

The Handicap fleets are:

Modern Fast, Classic Medium and Slow fleets. Please see the document '**CYC Club Fleets 2013**' as found on www.cycdinghies.co.uk and the CYC Sloop club notice board for further details. (Please note: Some series are just fast and slow fleets).

If there are any class starts (i.e. Summer and Mid Summer Series), the Handicap fleet should be started last to gather up any boats that fail to get the minimum for the class start. Note again that it might be advisable to use Average Lap Times to allow the slower boats to gain a result whilst giving the faster boats a good race.

Special Races — These events have special instructions and conditions.



BASS CUP — A handicap event run as a team event versus Dell Quay S.C.

CYC/DQSC joint racing with class handicap and starts. - A Committee boat start/finish in the Lake/Dell Quay area.

Class starts for:

Fast H'cap

2000

Solo

Laser

Slow H'cap

Toppers

EQUIPMENT REQUIRED

All the necessary equipment can be found in the Sloop RO cupboard next to the tea bar. Keys for the store, starter's hut, fuel store and buoy store are usually kept behind the bar or in the CY&C Office (On yellow "champagne cork" type float). Please make sure you lock up after racing and return the key bunch to the office or bar. (If the office is closed/locked)

The ~~2017~~ **Sailing Instructions** for club racing are pinned to the Notice Board in the Sloop and on www.cydinghies.co.uk

obtained from the Office.

- Flags - in roll - for committee boat start. Others are stored in rack in Starter's hut for Club line start.
- Radios —communications between OOD and Safety boats should be maintained throughout the days racing.
- If going afloat take a Burgee or a Hawk/Windx.

Do use the 'Auto hoot timer' and horns — they make life much easier.


RYA Racing Charter

CYC follow the RYA Racing Charter. This should not present a problem except you may be called upon to advise in a dispute created over an incident on the water during your race(s). We do have a copy of the rule book in the RO cupboard which you should refer to. If you are able to deal with it, fine. If not, any member of the dinghy committee should be able to help or select a senior member of those that have raced (but not involved in the dispute). Any discussions should be conducted in private to avoid a mass input from everybody within earshot. This procedure is written in full under RYA racing charter Best Practices Rules Disputes, a copy of which is displayed in the sloop.

The reasoning behind all this is to encourage us all to obey the rules and if we are unsure then misunderstandings will be aired and learnt from.

Note. If facts are disputed then the only way to resolve it is by a protest hearing.

At Open meetings the type 2 Mediation Hearing is also available. A Senior Member of the committee will be designated to conduct these hearings when necessary.



Jaffa is now adapted for starting or finishing races on the water. The anchor hatch cover is extended and has 4 holes which will accommodate bamboo poles. Each Pole has a Class Flag or Blue Peter or Answering Pennant (delay) or X (Individual recall) or First Substitute (general recall) affixed.

Directly below the 4 holes in the anchor hatch cover is another wooden panel with same size holes. The object, when using Jaffa as the starting committee boat, is to fly the required flag by Inserting the pole in an aligning pair of holes. Also the centre (port side) of the boat is a panel which (normally accommodates the rowlock) has a similar pair of holes. These are to take the Orange or Blue "On Station" flag which, when sat on the starboard side opposite should be aligned with the outer distance mark thus making the Start or Finish Line. (In order to keep the "on station" flag secure a piece of bungee with clip is nearby to wrap round the pole.)

It is important to note that the anchor hatch cover is not designed to be stood on!

Thank you.

EOF

